

# **FENIX SL**

FRAME PASSPORT

type: 7dF  
last update: 05/10/2017



**#BeTOUGH**

**INDEX**

<b>0. UPDATES.....</b>	<b>3</b>
<b>1. GENERAL.....</b>	<b>3</b>
1.1. Description .....	3
1.2. Part codes.....	3
<b>2. MATERIAL .....</b>	<b>3</b>
<b>3. WEIGHT .....</b>	<b>3</b>
3.1. Frame.....	3
3.2. Fork.....	3
<b>4. GEOMETRY.....</b>	<b>4</b>
<b>5. CABLE ROUTING .....</b>	<b>4</b>
5.1. Compatibility .....	4
5.2. Mechanical cable routing.....	4
5.3. Electronic cable routing .....	5
5.3.1. Shimano di2 & campagnolo eps.....	5
5.3.2. Sram etap .....	5
5.3.3. Battery mount positions .....	5
<b>6. PARTS .....</b>	<b>6</b>
6.1. Fork.....	6
6.1.1. Material.....	6
6.1.2. Dimensions .....	6
6.1.3. Part codes .....	6
6.2. Headset.....	6
6.3. Seat post.....	6
6.3.1. Seat post clamp .....	6
6.4. Bottom bracket .....	6
6.5. Brakes.....	7
6.6. Derailleur .....	7
6.6.1. Front.....	7
6.6.2. Rear.....	7
6.7. Drop outs .....	7
<b>7. WHEELS AND TIRES.....</b>	<b>8</b>
7.1. Frame.....	8
7.2. Fork.....	8
7.3. Tires .....	8
<b>8. WARRANTY INFORMATION.....</b>	<b>8</b>
8.1. Maximum rider weight .....	8

## 0. UPDATES

The development of frames, forks and components is a continuous running process. Therefore we strongly advise before reading this information sheet check our website for new updates.

## 1. GENERAL

### 1.1. DESCRIPTION

The Fenix SL is our premium All-Round Endurance platform. We wanted this bike to be a truly reliable partner in all your cycling endeavors. It had to be a lightweight, performance oriented machine because we know you like to go fast but it also had to be comfortable and stable, offering best handling in all riding conditions during long days in the saddle. This “true world riding” approach is a part of our DNA, with famous races like the “Tour of Flanders” in our backyard. In the Fenix SL it is very visible in many of it’s features, from the comfort enhancing back end, over the ample tire clearance to the beautiful tube shaping and aerodynamic fork integration.

### 1.2. PART CODES

All the Fenix SL frames have a particular part code composed by the letters “FRAFSLRID...”, added by 3 numbers.

The three numbers change depending on the design and size of the frame. Due to the big amount of frames we don’t list all the numbers but you can contact your local dealer for more information if needed.

## 2. MATERIAL

Used frame materials:

- 30 ton High Modulus Carbon
- 24 ton High Modulus Carbon
- Stainless steel (drop out protection plates)

## 3. WEIGHT

### 3.1. FRAME

SIZE	WEIGHT (*)
XXS	950 GRAMS
XS	980 GRAMS
S	1010 GRAMS
M	1040 GRAMS
L	1080 GRAMS
XL	1120 GRAMS

(\*) Weight of unpainted frame, real weight may differ from the weight mentioned above by 10 %.

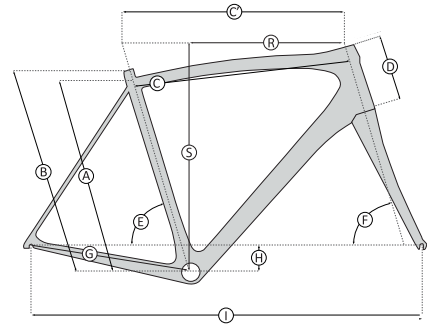
### 3.2. FORK

The weight of the Fenix SL fork is around 370 g (\*)

(\*) Weight of unpainted fork, real weight may differ from the weight mentioned above by 10 %.

## 4. GEOMETRY

SIZE	A	B	C	C'	D	E	F	G	H	I	J*	S	R
XXS	410	450	498	515	107	75,0	71,8	410	68	975	740	507	379
XS	440	480	505	525	127	74,0	72,0	410	68	975	765	527	374
S	470	510	526	545	142	73,5	73,0	410	66	982	789	542	384
M	500	540	549	565	172	73,0	73,5	410	66	992	820	573	392
L	530	570	567	585	202	72,5	73,5	413	63	1010	850	599	396
XL	560	600	583	600	227	72,5	74,0	413	63	1019	878	624	403



(\*) J: Stand over height, measured with 25 mm tires installed.

## 5. CABLE ROUTING

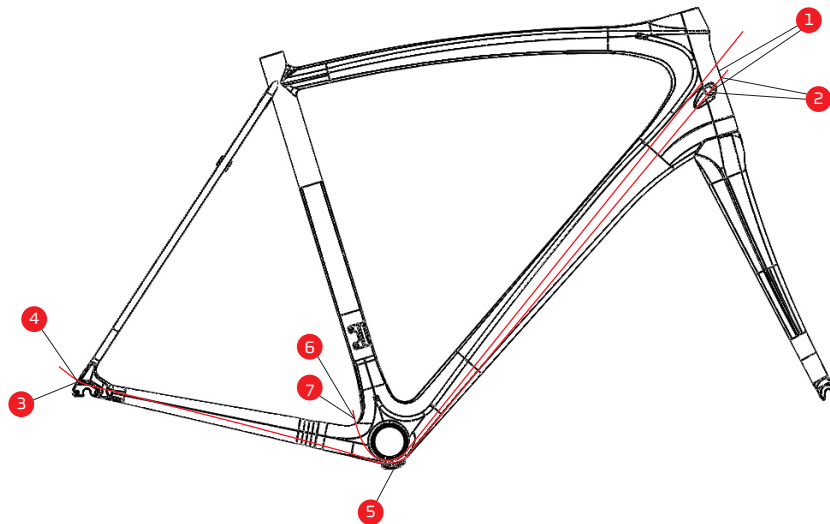
### 5.1. COMPATIBILITY

The Fenix SL is compatible with:

- Mechanical groupsets
- Electronical groupsets: Shimano Di2, Campagnolo EPS with internal batteries & SRAM eTap

### 5.2. MECHANICAL CABLE ROUTING

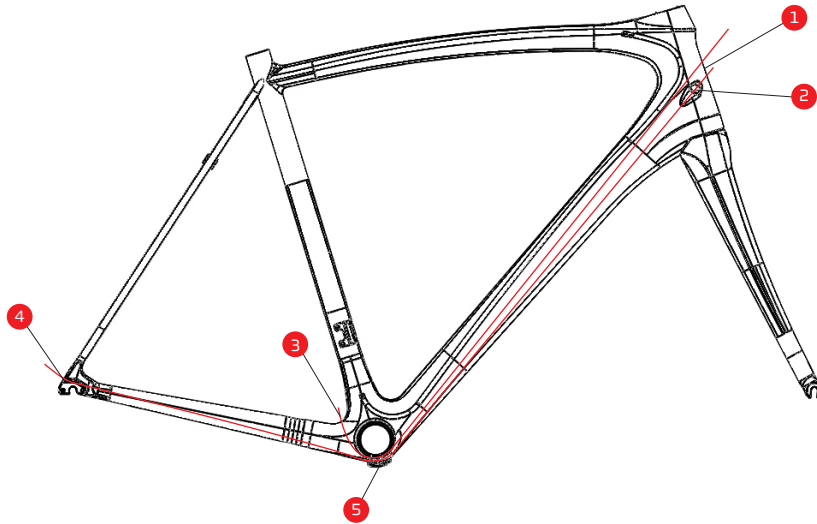
Below you can find the parts needed for a mechanical group.



NO.	PART	PART CODE	QUANTITY
1	END CAP, SHIFTER CABLE	CABSTIJAG002	2
2	CABLE STOPPER	FRPSTORID006	2
3	REPLACEABLE INTERNAL CABLE STOPPER	FRPSTORID007	1
4	REPLACEABLE INTERNAL CABLE LINER	CABSTIRID001	1
5	CABLE GUIDE	CBGRCERID016	1
6	PLUG AT TOP 3 MM	FRPGROJAG003	1
7	RAIN & DIRT CABLE PROTECTOR	CABSTIJAG038	1

### 5.3. ELECTRONIC CABLE ROUTING

Below you can find a drawing of the parts needed for an electronic groupset:



#### 5.3.1. SHIMANO DI2 & CAMPAGNOLO EPS

NO.	PART	PART CODE	QUANTITY
1	CURVED PLUG CLOSED	FRPGRORID003	1
2	CURVED PLUG OPEN	FRPGRORID004	1
3	PLUG AT TOP 3 MM	FRPGROJAG003	1
4	REAR DROPOUT PLUG 2.5 MM	FRPGRORID007	1
5	BRACKET PLUG	FRPGRORID006	1

#### 5.3.2. SRAM ETAP

NO.	PART	PART CODE	QUANTITY
1	CURVED PLUG CLOSED	FRPGRORID003	1
2	CURVED PLUG OPEN	FRPGRORID004	1
3	PLUG AT TOP 3 MM	FRPGROJAG003	1
4	REAR DROPOUT PLUG 2.5 MM	FRPGRORID007	1
5	BRACKET PLUG	FRPGRORID006	1

#### 5.3.3. BATTERY MOUNT POSITIONS

- The internal Shimano Di2 battery can be mounted in the seat post, by using a special adapter (SPTDI24ZA001)
- The internal Campagnolo EPS battery can be mounted in the seat tube behind the bottle cage bolts.
- The Campagnolo EPS battery charging point (versions 2015 and earlier) can be accessed by removing the bracket plug.

## 6. PARTS

### 6.1. FORK

The Fenix SL comes with the Fenix SL fork. It is a full carbon monocoque fork with tapered steerer

#### 6.1.1. MATERIAL

- Fork legs: 24 & 30 ton high Modulus Carbon
- Steerer tube: 24 & 30 ton high Modulus Carbon

#### 6.1.2. DIMENSIONS

- Steerer tube length: 300 mm
- Headset: 1 1/8" upper ring – 1 1/2" lower ring
- Fork rake: 45 mm
- OLD (OverLock nut Distance): 100 mm

#### 6.1.3. PART CODES

All the Fenix SL forks have a particular part code composed by the letters "FORCFR4ZA...", added by 3 numbers.

The three numbers, depending on model and graphic design. Due to the big amount of forks we don't list all the numbers but you can contact your local dealer for more information if needed.

### 6.2. HEADSET

45° Oversized angular contact bearing (S.H.I.S.: IS42/28,6|IS52/40):

- Lower bearing: 1 1/2"
- Upper bearing: 1 1/8"

Recommended headsets:

RIDLEY PART CODE	TYPE	BRAND
HSERACFSA008	NO.42/ACB-A-H6091	FSA
HSERACFSA009	NO.42/CFST/ACB-A-H6091	FSA

### 6.3. SEAT POST

The Fenix SL is compatible with a 27,2mm seatpost

#### 6.3.1. SEAT POST CLAMP

The seat post clamp size is 31,8mm.

The recommended Ridley seat post clamp is the SPCSNGNOB001.

### 6.4. BOTTOM BRACKET

The frame is designed for Press-Fit BB86 cups with a diameter of 41 mm and width of 86,5 mm. Below bottom bracket cups are being used for the standard assembled bikes.


PART CODE	BRAND	DESCRIPTION	COMPATIBLE CRANKSETS
BBRB92SHI001	SHIMANO	SHIMANO BB92-41B PRESS-FIT CUPS	24MM SPINDLE CRANKSETS
BBRB72SHI001	SHIMANO	SHIMANO BB72-41B PRESS-FIT CUPS	24MM SPINDLE CRANKSETS



## 6.5. BRAKES

The Fenix SL is suited for most standard brakes, available in the market.

! Pay attention the used brake bolt nut is not longer than 12 mm.



## 6.6. DERAILLEUR

### 6.6.1. FRONT

The frame is provided with a braze on clamp.

### 6.6.2. REAR

The hanger, used for the Fenix SL is the HAARCERID033.



## 6.7. DROP OUTS

The carbon drop outs have stainless steel inserts for extra protection.

## 7. WHEELS AND TIRES

### 7.1. FRAME

The frame is developed for 700C race wheels with a build in width of 130 mm and a wheel axle diameter of 10mm. We recommend a maximum rim width of 28mm.

### 7.2. FORK

The fork is developed for 700C race wheels with a build in width of 100 mm and a wheel axle diameter of 9 mm. We recommend a maximum rim width of 28mm.

### 7.3. TIRES

We recommend 28 mm as a maximum tire size.

Please note that not all tire manufacturers use the same sizing standard so we recommend to do assembly check and confirm clearances.

## 8. WARRANTY INFORMATION

### 8.1. MAXIMUM RIDER WEIGHT

The maximum advised rider weight is 95 kg.



**#BeTOUGH**