



# NOAH SL DISC

FRAME PASSPORT

TYPE: 7E1  
LAST UPDATE: 17/08/2016



#BeTOUGH

**INDEX**

<b>0. UPDATES.....</b>	<b>3</b>
<b>1. GENERAL.....</b>	<b>3</b>
1.1. Description .....	3
1.2. Part codes.....	3
<b>2. MATERIAL .....</b>	<b>3</b>
<b>3. WEIGHT .....</b>	<b>3</b>
3.1. Frame.....	3
3.2. Fork.....	3
<b>4. GEOMETRY.....</b>	<b>4</b>
<b>5. CABLE ROUTING .....</b>	<b>4</b>
5.1. Compatibility .....	4
5.2. Mechanical cable routing.....	4
5.3. Electronic cable routing .....	5
5.3.1. Shimano DI2 & Campagnolo EPS.....	5
5.3.2. Sram etap .....	5
<b>6. PARTS .....</b>	<b>6</b>
6.1. Fork.....	6
6.1.1. Material.....	6
6.1.2. Dimensions .....	6
6.1.3. Part codes .....	6
6.2. Headset.....	6
6.3. Seat post.....	7
6.3.1. Seat post clamp .....	7
6.4. Bottom bracket .....	7
6.5. Brakes.....	8
6.6. Derailleur .....	8
6.6.1. Front.....	8
6.6.2. Rear.....	8
6.7. Drop outs .....	8
<b>7. WHEELS AND TIRES.....</b>	<b>9</b>
7.1. Frame.....	9
7.2. Tires .....	9
<b>8. WARRANTY INFORMATION.....</b>	<b>9</b>
8.1. Maximum rider weight .....	9

## 0. UPDATES

The development of frames, forks and components is a continuous running process. Therefore we strongly advise before reading this information sheet check our website for new updates.

## 1. GENERAL

### 1.1. DESCRIPTION

Based on our stage and race winning Noah SL, the Noah SL Disc combines all of the aerodynamic slipperiness and sprinting ability of the calliper brake Noah SL with the added stopping power of hydraulic disc brakes. Redesigned to take the additional stresses and loads associated with the disc brakes, the frame still weighs less than 1000 grams and incorporates the F-Surface Plus and F-Seat Stays. Thru axles on both the front and rear lock wheels in place and further increase pedal responsiveness. Ride as fast as you want, the brakes will stop you in both wet and dry.

### 1.2. PART CODES

All the Noah SL Disc frames have a particular part code composed by the letters "FRANS DRID...", added by 3 numbers. The three numbers change depending on the design and size of the frame. Due to the big amount of frames we don't list all the numbers but you can contact your local dealer for more information if needed.

## 2. MATERIAL

Used frame materials:

- 60 ton High Modulus Carbon
- 40 ton High Modulus Carbon
- 30 ton High Modulus Carbon
- Stainless steel (drop out protection plates)

## 3. WEIGHT

### 3.1. FRAME

SIZE	WEIGHT (*)
XXS	970 GRAMS
XS	1010 GRAMS
S	1030 GRAMS
M	1060 GRAMS
L	1090 GRAMS

(\*) Weight of unpainted frame, real weight may differ from the weight mentioned above by 10 %.

### 3.2. FORK

The weight of the Noah SL Disc F-Splitfork Race is around 540 g (\*)

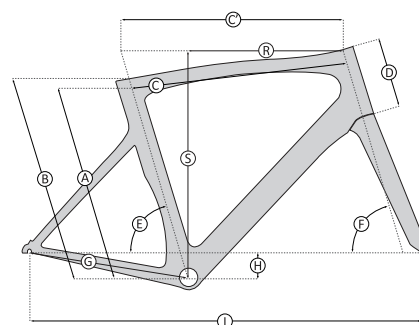
(\*) Weight of unpainted fork, real weight may differ from the weight mentioned above by 10 %.



## 4. GEOMETRY

SIZE	A	B	C	C'	D	E	F	G	H	I	J*	S	R
XXS	430	460	506	516	110	75,0	72,0	405	68	970	748	507	379
XS	445	475	513	525	130	74,0	72,0	405	68	970	764	527	374
S	460	490	531	545	145	73,5	73,0	405	66	977	780	542	384
M	490	520	549	565	175	73,0	73,5	405	66	987	809	573	390
L	520	550	567	585	205	72,5	73,5	408	63	1005	839	599	396

(\*) J: Stand over height, measured with 25 mm tires installed.



## 5. CABLE ROUTING

### 5.1. COMPATIBILITY

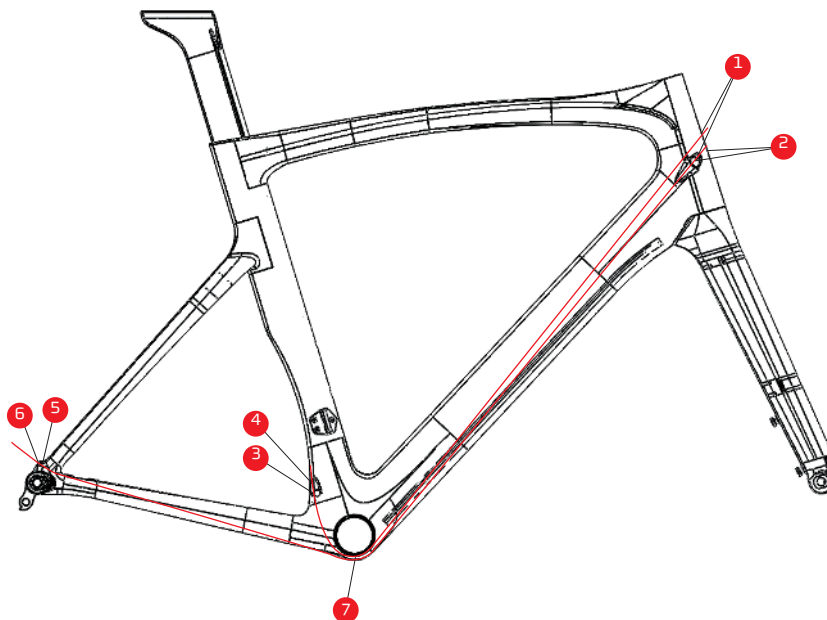
The Noah SL Disc is compatible for:

Mechanical groupsets (Hydraulic or Mechanical brakes)

Electronical groupsets: Shimano Di2, Campagnolo EPS & SRAM eTap (Hydraulic or Mechanical brakes)

### 5.2. MECHANICAL CABLE ROUTING

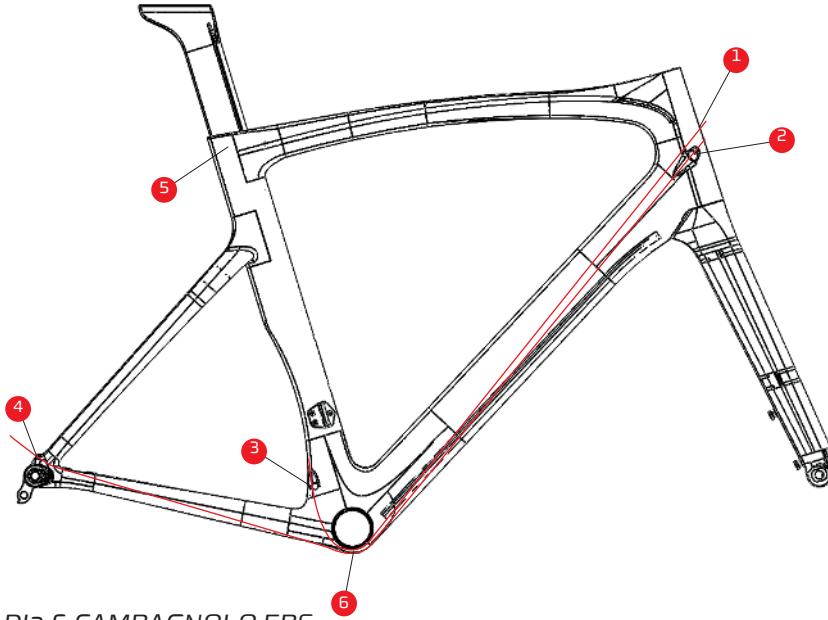
Below you can find the parts needed for a mechanical groupset:



NO.	PART	PART CODE	QUANTITY
1	CABLE STOPPER	FRPSTORID006	2
2	END CAP WITH LINER	CABSTIJAG037	2
3	PLUG ROUND TOP 2.5 MM	FRPGROJAG009	1
4	RAIN AND DIRT CABLE PROTECTOR	CABSTIJAG038	1
5	CABLE STOPPER	FRPSTORIS007	1
6	CABLE LINER	CABSTIRID001	1
7	BOTTOM BRACKET CABLE GUIDE	CBGR CERID016	1

5.3. ELECTRONIC CABLE ROUTING

Below you can find a drawing of the parts needed for an electronic groupset:



5.3.1. SHIMANO DI2 & CAMPAGNOLO EPS

The internal Shimano Di2 battery and Campagnolo EPS battery can be mounted in the seat post.

NO.	PART	PART CODE	QUANTITY
1	CURVED PLUG H/T, CLOSED	FRPGRORID003	1
2	CURVED PLUG H/T, OPEN	FRPGRORID004	1
3	PLUG ROUND TOP 2.5 MM	FRPGROJAG009	1
4	REAR DROPOUT PLUG 2.5 MM	FROGRORID007	1
5	INTERNAL BATTERY ADAPTER	SPTDI24ZA001	1
6	BRACKET PLUG	FRPGRORID006	1

5.3.2. SRAM ETAP

NO.	PART	PART CODE	QUANTITY
1	CURVED PLUG H/T, CLOSED	FRPGRORID003	1
2	CURVED PLUG H/T, CLOSED	FRPGRORID003	1
3	PLUG FLAT TOP, CLOSED	FRPGROJAG002	1
4	PLUG FLAT TOP, CLOSED	FROGROJAG002	1
5	/	/	0
6	BRACKET PLUG	FRPGRORID006	1

## 6. PARTS

### 6.1. FORK

The standard fork, used for a Noah SL Disc, is the Noah SL Disc F-Splitfork.

#### 6.1.1. MATERIAL

Fork legs: Carbon  
Steerer tube: Carbon

#### 6.1.2. DIMENSIONS

Steerer tube length: 300 mm  
Headset: 1 1/8" upper ring – 1 1/2" lower ring  
Fork rake: 45 mm  
OLD (OverLock nut Distance): 100 mm

#### 6.1.3. PART CODES

All the Noah SL Disc F-Splitforks have a particular part code composed by the letters "FORRFL-4ZA...", added by 3 numbers. The three numbers, depending on the design. Due to the big amount of forks we don't list all the numbers but you can contact your local dealer for more information if needed.

### 6.2. HEADSET

45° Oversized angular contact bearing (S.H.I.S.: IS42/28,6|IS52/40):

Lower bearing: 1 1/2"  
Upper bearing: 1 1/8"

Recommended headsets:

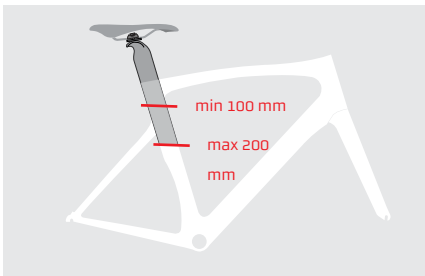
RIDLEY PART CODE	TYPE	BRAND
HSERACFSA008	NO.42/ACB-A-H6091	FSA
HSERACFSA009	NO.42/CFST/ACB-A-H6091	FSA

6.3. SEAT POST

The Noah SL Disc comes with a color matched Ridley Aero seat post that weighs around 230 grams. The part code of the seatpost is composed by the letters “SEPAER4ZA...”

**! PAY ATTENTION THE MINIMUM INSERT DEPTH OF THE SEAT POST IS 100 MM.  
! PAY ATTENTION THE MAXIMUM INSERT DEPTH OF THE SEAT POST IS 200 MM, INSERTING THE SEATPOST TOO DEEP INTO THE SEAT TUBE CAN DAMAGE THE SEAT TUBE AT THE WHEEL CUT OUT AREA.**

The Noah SL Disc seatpost measures 350 mm measured from the center of the saddle rails to the bottom of the seatpost. As a result the maximum exposed seatpost length measures 250 mm (measured from the center of the saddle rails to the top end of the seat tube). The minimum exposed seatpost length measures 150 mm but can be further reduced by cutting the seatpost to the desired size.



6.3.1. SEAT POST CLAMP

Noah SL Disc frames use the SPCNSLRID002 2-piece seatpost clamp with the FRPGRORID009 seatpost clamp plug.

**! SAFETY WARNING !**  
 APPLY ‘ASSEMBLY COMPOUND CARBON’ AROUND INSERTED SEATPOST AREA (see instructions)  
 ← ASSEMBLY TORQUE: min 10Nm / max. 14Nm!!!  
**REMOVE AFTER READING**

6.4. BOTTOM BRACKET

The bottom bracket is designed for press fit 30 cups with a diameter of 46 mm and width of 68 mm. Below bottom bracket cups are being used for the standard assembled bikes.

PART CODE	BRAND	DESCRIPTION	COMPATIBLE CRANKSETS
BBRPF3SRA001	SRAM	PRESS FIT 30 CUPS	SRAM PRESS FIT 30 CRANKSETS
BBRPF3SRA003	SRAM	PRESS FIT 30 TO BSA 68 ADAPTER	SRAM BSA 68 CRANKSETS SHIMANO BSA 68 CRANKSETS
BBRPF3CAM002	CAMPAGNOLO	ULTRA TORQUE™ OS-FIT™ INTEGRATED CUPS BB30 68X46	CAMPAGNOLO ULTRA TORQUE CRANKSETS
BBRPF3CAM003	CAMPAGNOLO	POWER TORQUE™ OS-FIT™ INTEGRATED CUPS BB30 68X46	CAMPAGNOLO POWER TORQUE CRANKSETS
BBRPF3CBE003	C-BEAR	C-BEAR CUPS FOR CAMPAGNOLO ULTRA TORQUE	CAMPAGNOLO ULTRA TORQUE CRANKSETS
BBRPF3CBE004	C-BEAR	C-BEAR CUPS FOR CAMPAGNOLO POWER TORQUE	CAMPAGNOLO POWER TORQUE CRANKSETS
BBRPF3CBE005	C-BEAR	C-BEAR CUPS FOR SHIMANO, FSA AND ROTOR 24 MM AXLES	SHIMANO HOLLOWTECH II, FSA MEGA EXO, ROTOR 3D

## 6.5. BRAKES

The Noah SL Disc is suited for most standard brakes available in the market.

Fork:

Type: Flat mount  
Thru axle: D 12mm, L 120mm, P1.5mm  
Max. rotor size: 160mm\*

Frame:

Type: Flat mount  
Thru axle: D 12mm, L 167mm, P1.5mm  
Max. rotor size: 160mm\*

\* Fork and frame are designed to use a 140 mm rotor. A 160 mm rotor can be mounted by use of an adapter.

## 6.6. DERAILLEUR

### 6.6.1. FRONT

The frame is provided with a braze on clamp.

### 6.6.2. REAR

The hanger, used for the Noah SL Disc is the HAARCERID037.



## 6.7. DROP OUTS

The Fork features a stainless steel threaded insert for fixation of the front thru axle.



## 7. WHEELS AND TIRES

### 7.1. FRAME

The frame is developed for 700C race wheels with a build in width of 100mm front and 142 mm rear.

### 7.2. TIRES

We recommend a maximum tire width of 25 mm with a maximum rim width of 28 mm. Please note that not all tire manufacturers use the same sizing standard so we recommend to do assembly check and confirm clearances.

## 8. WARRANTY INFORMATION

### 8.1. MAXIMUM RIDER WEIGHT

The maximum advised rider weight is 95 kg.

**#BeTOUGH**