



LIZ SL DISC

FRAME PASSPORT

TYPE: 7E1

LAST UPDATE: 22/08/2016



#BeTOUGH

**INDEX**

0. UPDATES.....	3
1. GENERAL.....	3
1.1. Description	3
1.2. Part codes.....	3
2. MATERIAL	3
3. WEIGHT	3
3.1. Frame.....	3
3.2. Fork.....	3
4. GEOMETRY.....	4
5. CABLE ROUTING	4
5.1. Compatibility	4
5.2. Mechanical cable routing.....	4
5.3. Electronic cable routing	5
5.3.1. Shimano DI2 & Campagnolo EPS.....	5
5.3.2. Sram etap	5
6. PARTS	6
6.1. Fork.....	6
6.1.1. Material.....	6
6.1.2. Dimensions	6
6.1.3. Part codes	6
6.2. Headset.....	6
6.3. Seat post.....	7
6.3.1. Seat post clamp	7
6.4. Bottom bracket	7
6.5. Brakes.....	7
6.6. Derailleur	7
6.6.1. Front	7
6.6.2. Rear.....	7
6.7. Drop outs	8
7. WHEELS AND TIRES.....	8
7.1. Frame.....	8
7.2. Wheels	8
8. WARRANTY INFORMATION.....	8
8.1. Maximum rider weight	8

0. UPDATES

The development of frames, forks and components is a continuous running process. Therefore we strongly advise before reading this information sheet check our website for new updates.

1. GENERAL

1.1. DESCRIPTION

Based on all of what we have learned from making bikes light, fast and comfortable we present the all new Liz SL Disc. With all of the comfort and performance of our award (and race winning) Liz SL, the Liz SL Disc goes one step further by supporting the use of all-weather disc brakes and comfort increasing lowered seat stays. Thru axles front and rear further increase power transfer from pedal to ground. All-day comfort with the added safety of disc brakes could make this the best all-around road bike on the planet.

1.2. PART CODES

All the Liz SL Disc frames have a particular part code composed by the letters "FRAFSDRID...", added by 3 numbers.

The three numbers change depending on the design and size of the frame. Due to the big amount of frames we don't list all the numbers but you can contact your local dealer for more information if needed.

2. MATERIAL

Used frame materials:

- 30 ton High Modulus Carbon
- 24 ton High Modulus Carbon
- Stainless steel (drop out protection plates)

3. WEIGHT

3.1. FRAME

SIZE	WEIGHT (*)
XXS	1050 GRAMS
XS	1070 GRAMS
S	1100 GRAMS
M	1140 GRAMS
L	1170 GRAMS
XL	1220 GRAMS

(*) Weight of unpainted frame, real weight may differ from the weight mentioned above by 10 %.

3.2. FORK

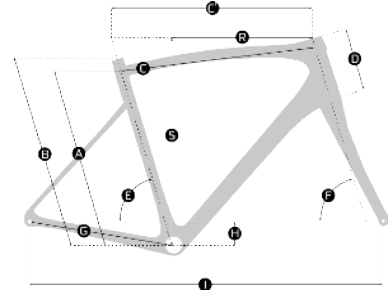
The weight of the Liz SL Disc fork is around 420 g (*)

(*) Weight of unpainted fork, real weight may differ from the weight mentioned above by 10 %.

4. GEOMETRY

SIZE	A	B	C	C'	D	E	F	G	H	I	J*	S	R
XXS	410	450	498	515	107	75,0	71,8	410	68	975	740	507	379
XS	440	480	505	525	127	74,0	72,0	410	68	975	765	527	374
S	470	510	526	545	142	73,5	73,0	410	66	982	789	542	384
M	500	540	549	565	172	73,0	73,5	410	66	992	820	573	392
L	530	570	567	585	202	72,5	73,5	413	63	1010	850	599	396
XL	560	600	583	600	227	72,5	74,0	413	63	1019	878	624	403

(*) J: Stand over height, measured with 25 mm tires installed.



5. CABLE ROUTING

5.1. COMPATIBILITY

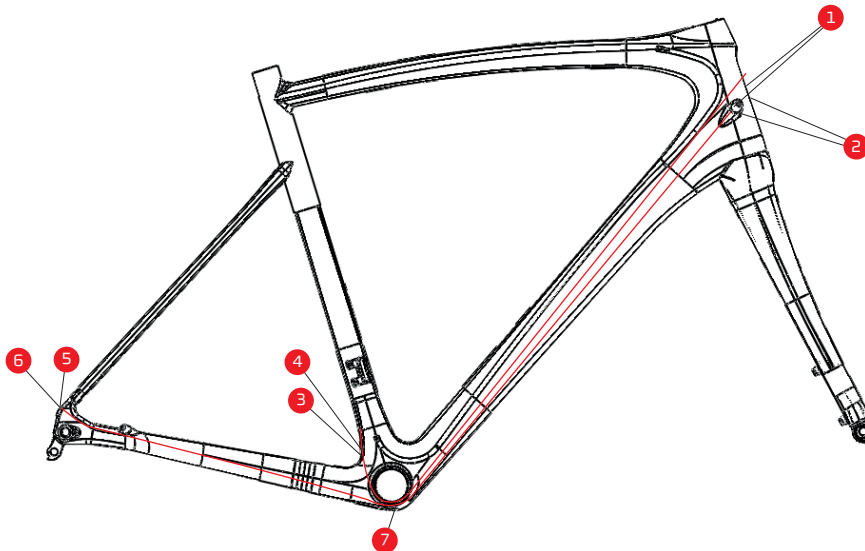
The Liz SL Disc is compatible with:

Mechanical groupsets (Hydraulic or Mechanical brakes)

Electronical groupsets: Shimano Di2, Campagnolo EPS & SRAM eTap (Hydraulic or Mechanical brakes)

5.2. MECHANICAL CABLE ROUTING

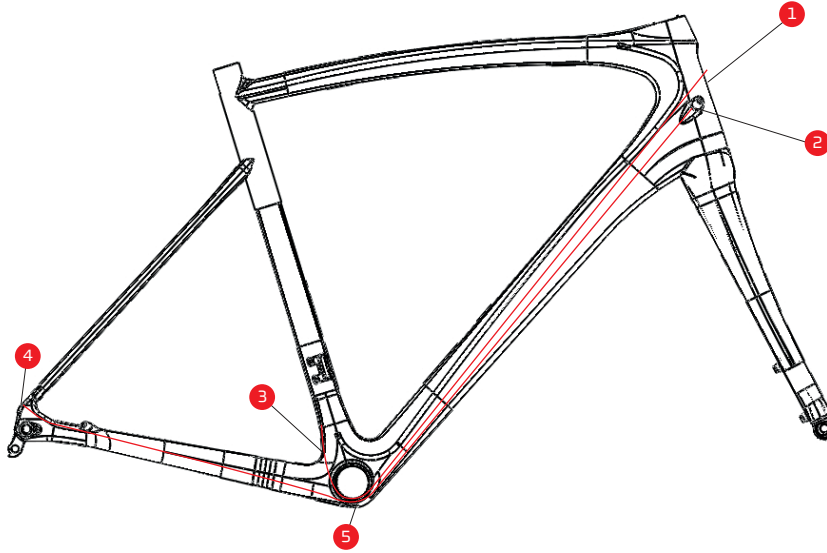
Below you can find the parts needed for a mechanical groupset:



NO.	PART	PART CODE	QUANTITY
1	CABLE STOPPER	FRPSTORID006	2
2	END CAP WITH LINER	CABSTIJAG037	2
3	PLUG FLAT TOP 3 MM	FRPGROJAG003	1
4	RAIN AND DIRT CABLE PROTECTOR	CABSTIJAG038	1
5	CABLE STOPPER	FRPSTORIS007	1
6	CABLE LINER	CABSTIRID001	1
7	BOTTOM BRACKET CABLE GUIDE	CBGRCERID016	1

5.3. ELECTRONIC CABLE ROUTING

Below you can find a drawing of the parts needed for an electronic groupset:



5.3.1. SHIMANO DI2 & CAMPAGNOLO EPS

The internal Shimano Di2 battery and Campagnolo EPS battery can be mounted in the seat post.

NO.	PART	PART CODE	QUANTITY
1	CURVED PLUG H/T, CLOSED	FRPGRORID003	1
2	CURVED PLUG H/T, OPEN	FRPGRORID004	1
3	PLUG ROUND TOP 2.5 MM	FRPGROJAG003	1
4	REAR DROPOUT PLUG 2.5 MM	FROGRORID007	1
5	BRACKET PLUG	FRPGRORID006	1

5.3.2. SRAM ETAP

NO.	PART	PART CODE	QUANTITY
1	CURVED PLUG H/T, CLOSED	FRPGRORID003	1
2	CURVED PLUG H/T, CLOSED	FRPGRORID003	1
3	PLUG FLAT TOP, CLOSED	FRPGROJAG002	1
4	PLUG FLAT TOP, CLOSED	FROGROJAG002	1
6	BRACKET PLUG	FRPGRORID006	1

6. PARTS

6.1. FORK

The Liz SL Disc comes with the Liz SL Disc fork. It is a full carbon monocoque fork with tapered steerer.

6.1.1. MATERIAL

Fork legs: 24 & 30 ton high Modulus Carbon
Steerer tube: 24 & 30 ton high Modulus Carbon

6.1.2. DIMENSIONS

Steerer tube length: 300 mm
Headset: 1 1/8" upper ring – 1 1/2" lower ring
Fork rake: 45 mm
OLD (OverLock nut Distance): 100 mm

6.1.3. PART CODES

All the Liz SL Disc forks have a particular part code composed by the letters "FORCFR4ZA...", added by 3 numbers.

The three numbers, depending on model and graphic design. Due to the big amount of forks we don't list all the numbers but you can contact your local dealer for more information if needed.

6.2. HEADSET

45° Oversized angular contact bearing (S.H.I.S.: IS42/28,6|IS52/40):

Lower bearing: 1 1/2"

Upper bearing: 1 1/8"

Recommended headsets:

RIDLEY PART CODE	TYPE	BRAND
HSERACFSA008	NO.42/ACB-A-H6091	FSA
HSERACFSA009	NO.42/CFST/ACB-A-H6091	FSA

6.3. SEAT POST

The Liz SL Disc is compatible with a 27,2mm seatpost

6.3.1. SEAT POST CLAMP

The seat post clamp size is 31,8mm.

6.4. BOTTOM BRACKET

The frame is designed for Press-Fit BB86 cups with a diameter of 41 mm and width of 86,5 mm. Below bottom bracket cups are being used for the standard assembled bikes.

PART CODE	BRAND	DESCRIPTION	COMPATIBLE CRANKSETS
BBRB92SHI001	SHIMANO	SHIMANO BB92-41B PRESS-FIT CUPS	24MM SPINDLE CRANKSETS
BBRB72SHI001	SHIMANO	SHIMANO BB72-41B PRESS-FIT CUPS	24MM SPINDLE CRANKSETS

6.5. BRAKES

The Liz SL Disc is suited for most standard brakes available in the market.

Fork:

Type: Flat mount
Thru axle: D 12mm, L 120mm
Max. rotor size: 160mm*

Frame:

Type: Flat mount
Thru axle: D 12mm, L 167mm
Max. rotor size: 160mm*

* Fork and frame are designed to use a 140 mm rotor. A 160 mm rotor can be mounted by use of an adapter.

6.6. DERAILLEUR

6.6.1. FRONT

The frame is provided with a braze on clamp.

6.6.2. REAR

The hanger, used for the Liz SL Disc is the HAARCERID037.



6.7. DROP OUTS

The Fork features a stainless steel threaded insert for fixation of the front thru axle.

7. WHEELS AND TIRES

7.1. FRAME

The frame is developed for 700C race wheels with a build in width of 100mm front and 142 mm rear.

7.2. WHEELS

We recommend a maximum tire width of 28 mm with a maximum rim width of 28 mm.

8. WARRANTY INFORMATION

8.1 MAXIMUM RIDER WEIGHT

The maximum advised rider weight is 95 kg.

#BeTOUGH