



JANE SL

FRAME PASSPORT

TYPE: 7E1
LAST UPDATE: 27/06/2017



#BeTOUGH

**INDEX**

0. UPDATES.....	3
1. GENERAL.....	3
1.1. Description	3
1.2. Part codes.....	3
2. MATERIAL	3
3. WEIGHT	3
3.1. Frame.....	3
3.2. Fork.....	3
4. GEOMETRY.....	4
5. CABLE ROUTING	4
5.1. Compatibility.....	4
5.2. Mechanical cable routing.....	4
5.3. Electronic cable routing.....	5
5.3.1. Battery mount positions	5
6. PARTS	5
6.1. Fork.....	5
6.1.1. Material.....	5
6.1.2. Dimensions	5
6.1.3. Part codes	6
6.2. Headset.....	6
6.3. Seat post.....	6
6.3.1. Seat post clamp	7
6.4. Bottom bracket	7
6.5. Brakes.....	7
6.6. Derailleur	8
6.6.1. Front.....	8
6.6.2. Rear.....	8
6.7. Drop outs	8
7. WHEELS AND TIRES.....	8
7.1. Fork.....	8
7.2. Tires	8
8. WARRANTY INFORMATION.....	8
8.1. Maximum rider weight	8

0. UPDATES

The development of frames, forks and components is a continuous running process. Therefore we strongly advise before reading this information sheet check our website for new updates.

1. GENERAL

1.1. DESCRIPTION

The super-svelte Jane SL boasts all of Ridley's wind-cheating F-Technology and woman specific fit, without sacrificing ride comfort. Boasting new resin technologies and innovative lay-ups that create explosive power transfer at minimal weight the Jane SL gives woman the same advantages as men have with the Noah SL

1.2. PART CODES

All the Jane SL frames have a particular part code composed by the letters "FRANSLRID...", added by 3 numbers.

The three numbers change depending on the design and size of the frame. Due to the big amount of frames we don't list all the numbers but you can contact your local dealer for more information if needed.

2. MATERIAL

Used frame materials:

- 60 ton High Modulus Carbon
- 40 ton High Modulus Carbon
- 30 ton High Modulus Carbon
- Stainless steel (drop out protection plates)

3. WEIGHT

3.1. FRAME

SIZE	WEIGHT (*)
XXS	900 GRAMS
XS	920 GRAMS
S	950 GRAMS
M	980 GRAMS
L	1020 GRAMS

(*) Weight of unpainted frame, real weight may differ from the weight mentioned above by 10 %.

3.2. FORK

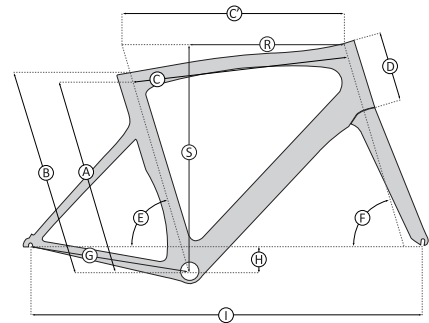
The weight of the Jane SL F-Splitfork is around 440 g (*)

(*) Weight of unpainted fork, real weight may differ from the weight mentioned above by 10 %.

4. GEOMETRY

SIZE	A	B	C	C'	D	E	F	G	H	I	J*	S	R
XXS	430	460	506	516	110	75,0	72,0	405	68	970	748	507	379
XS	445	475	513	525	130	74,0	72,0	405	68	970	765	527	374
S	460	490	531	545	145	73,5	73,0	405	66	977	781	542	384
M	490	520	549	565	175	73,0	73,5	405	66	987	810	573	390
L	520	550	567	585	205	72,5	73,5	408	63	1005	840	599	396

(*) J: Stand over height, measured with 25 mm tires installed.



5. CABLE ROUTING

5.1. COMPATIBILITY

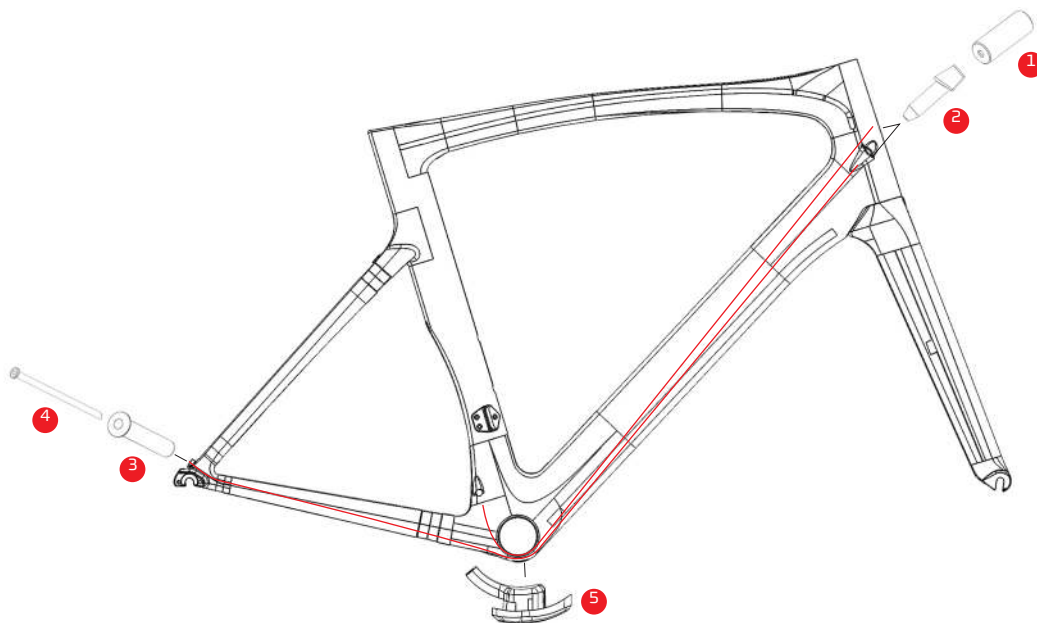
The jane SL is compatible for:

Mechanical groupsets

Electronical groupsets: Shimano Di2, Campagnolo EPS & SRAM eTap

5.2. MECHANICAL CABLE ROUTING

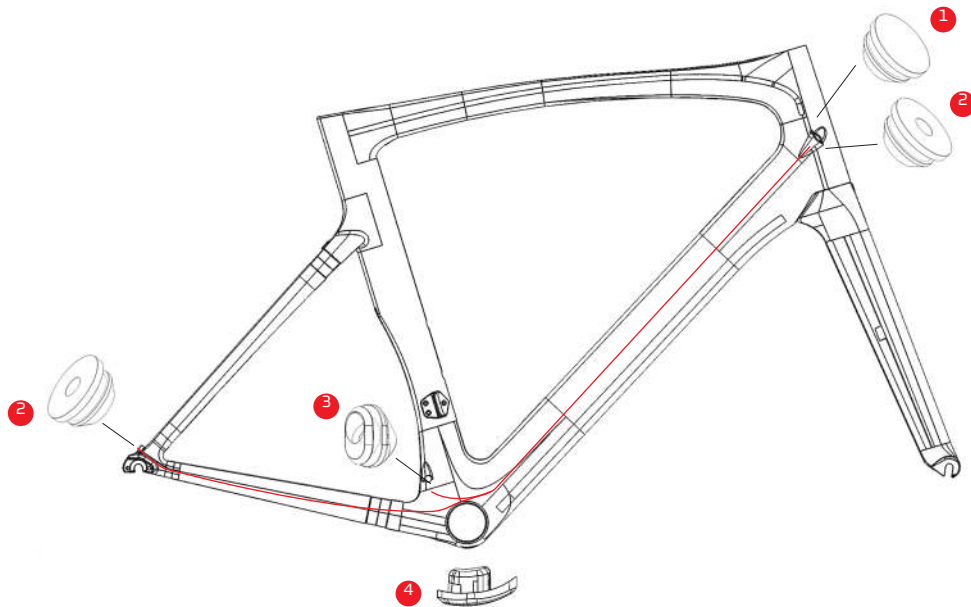
Below you can find the parts needed for a mechanical groupset:



NO.	PART	PART CODE	QUANTITY
1	END CAP, SHIFTER CABLE	CABSTIJAG037	2
2	CABLE STOPPER	FRPSTORID006	2
3	REPLACEABLE INTERNAL CABLE STOPPER	FRPSTORID007	1
4	REPLACEABLE INTERNAL CABLE LINER	CABSTIRID001	1
5	CABLE GUIDE	CBGR CERID016	1
6	ROUND PLUG, CLOSED	FRPGROJAG009	1
7	RAIN AND DIRT CABLE PROTECTOR	CABSTIJAG038	1

5.3. ELECTRONIC CABLE ROUTING

Below you can find a drawing of the parts needed for an electronic groupset:



NO.	PART	PART CODE	QUANTITY
1	CURVED PLUG, CLOSED	FRPGRORID003	1
2	CURVED PLUG, OPEN	FRPGRORID004	1
3	DI2 GROMMET	FRPGROJAG009	1
4	BB GROMMET	FRPGRORID006	1
5	CABLE STOPPER	FRPGRORID007	1

5.3.1. BATTERY MOUNT POSITIONS

The internal Shimano Di2 battery can be mounted in the seat post using the Shimano adapter (SPTDI24ZA001).

- The internal Campagnolo EPS battery can be mounted in the seat tube behind the bottle cage bolts

6. PARTS

6.1. FORK

The standard fork, used for a Jane SL, is the Jane SL F-Splitfork.

6.1.1. MATERIAL

Fork legs: Carbon
Steerer tube: Carbon

6.1.2. DIMENSIONS

Steerer tube length: 300 mm
Headset: 1 1/8" upper ring – 1 1/2" lower ring
Fork rake: 45 mm
OLD (OverLock nut Distance): 100 mm

6.1.3. PART CODES

All the Jane SL F-Splitforks have a particular part code composed by the letters "FORRFL4ZA...", added by 3 numbers. The three numbers, depending on the design. Due to the big amount of forks we don't list all the numbers but you can contact your local dealer for more information if needed.

6.2. HEADSET

45° Oversized angular contact bearing (S.H.I.S.: IS42/28,6|IS52/40):

Lower bearing: 1 1/2"

Upper bearing: 1 1/8"

Recommended headsets:

RIDLEY PART CODE	TYPE	BRAND
HSERACFSA008	NO.42/ACB-A-H6091	FSA
HSERACFSA009	NO.42/CFST/ACB-A-H6091	FSA

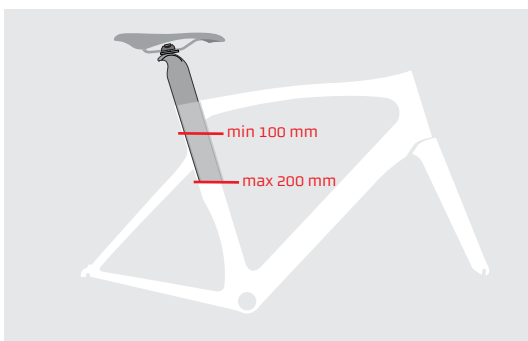
6.3. SEAT POST

The Jane SL comes with a color matched Ridley Aero seat post that weighs around 230 grams. The part code of this seatpost is composed by the letters "SEPAER4ZA..." added by 3 numbers. The three numbers, depending on the design. Due to the big amount of seatposts we don't list all the numbers but you can contact your local dealer for more information if needed.

! PAY ATTENTION THE MINIMUM INSERT DEPTH OF THE SEAT POST IS 100 MM.

! PAY ATTENTION THE MAXIMUM INSERT DEPTH OF THE SEAT POST IS 200 MM, INSERTING THE SEATPOST TOO DEEP INTO THE SEAT TUBE CAN DAMAGE THE SEAT TUBE AT THE WHEEL CUT OUT AREA.

The Jane SL seatpost measures 350 mm measured from the center of the saddle rails to the bottom of the seatpost. As a result the maximum exposed seatpost length measures 250 mm (measured from the center of the saddle rails to the top end of the seat tube). The minimum exposed seatpost length measures 150 mm but can be further reduced by cutting the seatpost to the desired size.



6.3.1. SEAT POST CLAMP

Jane SL frames use the SPCNSLRID002 2-piece seatpost clamp with the FRPGRORID009 seatpost clamp plug.

! SAFETY WARNING !

APPLY 'ASSEMBLY COMPOUND CARBON' AROUND INSERTED SEATPOST AREA (see instructions)



← ASSEMBLY TORQUE: min 10Nm / max. 14Nm!!!

REMOVE AFTER READING

6.4. BOTTOM BRACKET


The bottom bracket is designed for press fit 30 cups with a diameter of 46 mm and width of 68 mm. Below bottom bracket cups are being used for the standard assembled bikes.

PART CODE	BRAND	DESCRIPTION	COMPATIBLE CRANKSETS
BBRPF3SRA001	SRAM	PRESS FIT 30 CUPS	SRAM PRESS FIT 30 CRANKSETS
BBRPF3SRA003	SRAM	PRESS FIT 30 TO BSA 68 ADAPTER	SRAM BSA 68 CRANKSETS SHIMANO BSA 68 CRANKSETS
BBRPF3CAM002	CAMPAGNOLO	ULTRA TORQUE™ OS-FIT™ INTEGRATED CUPS BB30 68X46	CAMPAGNOLO ULTRA TORQUE CRANKSETS
BBRPF3CAM003	CAMPAGNOLO	POWER TORQUE™ OS-FIT™ INTEGRATED CUPS BB30 68X46	CAMPAGNOLO POWER TORQUE CRANKSETS
BBRPF3CBE003	C-BEAR	C-BEAR CUPS FOR CAMPAGNOLO ULTRA TORQUE	CAMPAGNOLO ULTRA TORQUE CRANKSETS
BBRPF3CBE004	C-BEAR	C-BEAR CUPS FOR CAMPAGNOLO POWER TORQUE	CAMPAGNOLO POWER TORQUE CRANKSETS
BBRPF3CBE005	C-BEAR	C-BEAR CUPS FOR SHIMANO, FSA AND ROTOR 24 MM AXLES	SHIMANO HOLLOWTECH II, FSA MEGA EXO, ROTOR 3D

6.5. BRAKES

The Jane SL is suited for most standard brakes, available in the market.

! PAY ATTENTION THE USED BRAKE BOLT NUT IS NOT LONGER THAN 12 MM



6.6. DERAILLEUR

6.6.1. FRONT

The frame is provided with a braze on clamp.

6.6.2. REAR

The hanger, used for the Jane SL is the HAARCERID033.



6.7. DROP OUTS

The carbon drop outs have stainless steel inserts for extra protection.

7. WHEELS AND TIRES

7.1. FORK

The fork is developed for 700C race wheels with a build in width of 100 mm and a quick release with a maximum diameter of 9 mm. The frame is developed for 700C race wheels with a build in width of 130 mm and a quick release with a maximum diameter of 10 mm.

7.2. TIRES

We recommend a maximum tire width of 25 mm with a maximum rim width of 28 mm.

8. WARRANTY INFORMATION

8.1. MAXIMUM RIDER WEIGHT

The maximum advised rider weight is 95 kg.

#BeTOUGH