



IGNITE CSL27.5"
FRAME PASSPORT

TYPE: 7DF

LAST UPDATE: 29/09/2015

#BeTOUGH

INDEX

0. UPDATES.....	3
1. GENERAL.....	3
1.1. Description	3
1.2. Part codes.....	3
2. MATERIAL	3
3. WEIGHT	3
3.1. Frame.....	3
4. GEOMETRY.....	4
5. CABLE ROUTING	4
5.1. Compatibility	4
5.2. Mechanical drivetrains.....	4
5.3. Electronic drivetrain shimano Di2.....	5
6. PARTS	5
6.1. Fork.....	5
6.2. Headset.....	6
6.3. Seat post.....	6
6.4. Bottom bracket	6
6.5. Brakes.....	6
6.6. Derailleurs	6
6.6.1. Front.....	6
6.6.2. Rear.....	6
6.7. Drop outs	6
7. WHEELS AND TIRES.....	7
7.1. Frame.....	7
7.2. Tires	7
8. WARRANTY INFORMATION.....	7
8.1 Maximum rider weight	7

0. UPDATES

The development of frames, forks and components is a continuous process. Therefore we strongly advise to check our website for new updates, before reading this information sheet.

1. GENERAL

1.1. DESCRIPTION

The new Ignite CSL27,5 frame is a carbon hardtail mountainbike frame, compatible with 27,5" wheels. It is created to offer a perfect blend between high pedaling efficiency, quick handling, enhanced comfort and good looks. 27,5"er frames/wheels offer improved stability, better traction and a more forgiving ride. These bikes are ideal for long rides, open fireroads speeding and rough terrain.

1.2. PART CODES

All the Ignite CSL27,5 frames have a particular article code, composed by the letters "FRAIS7RID...", added by 3 numbers. The three numbers change depending on the design and size of the frame. Due to the big amount of frames we don't list all the article codes but you can contact your local dealer for more information if needed.

2. MATERIAL

The Ignite CSL27,5 uses a proprietary blend of High Modulus and High Resistance carbon fibres. After various computer simulations and extensive testing we strategically placed High modulus fibres to improve the stiffness and torsional rigidity. On specific frame sections, where a High Modulus fibre would be too brittle, we use High Resistance fibres as a reinforcement, to increase the impact resistance. The Ignite CSL27,5 uses a higher count of 30 ton High Modulus fibers to save weight and improve torsional rigidity. The result is a hardtail frame that distributes all loads and stresses in the best possible way to ensure optimal performance and durability.

Used frame materials:

- 30 ton High Modulus & High Resistance Unidirectional Carbon
- 24 ton High Modulus Unidirectional Modulus Carbon
- Stainless steel (drop out protection plates)

3. WEIGHT

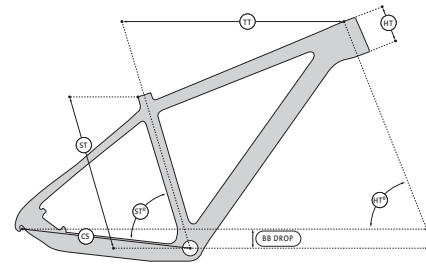
3.1. FRAME

1100 gram*

(* Average weight of an unpainted frame, size Medium. Actual weight can change according to size, paint finish and factory tolerances.

4. GEOMETRY

SIZE	S/T	T/T	C/S	H/T	S/T ²	H/T ²	BB DROP	FORK TRAVEL
S	380	570	430	100	73,5	70,5	50	80-100MM
M	430	590	430	110	73,0	71,0	50	80-100MM



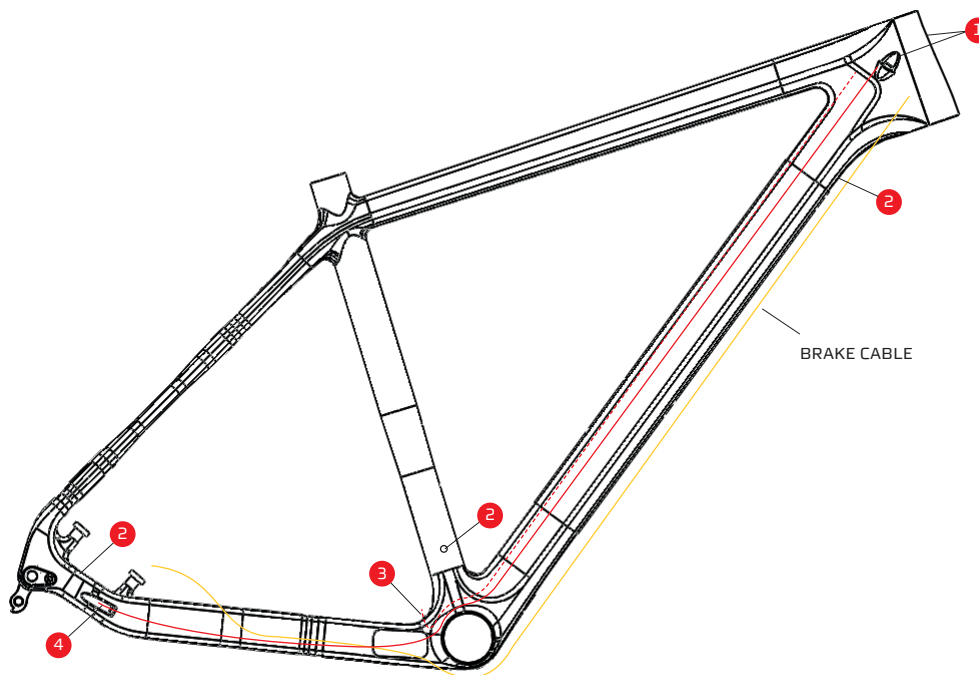
5. CABLE ROUTING

5.1. COMPATIBILITY

The Ignite CSL27,5 frame features internal cablerouting and is compatible with:

- Mechanical drivetrains
- Electronic drivetrains shimano Di2
- Hydraulic disc brakes

5.2. MECHANICAL DRIVETRAINS



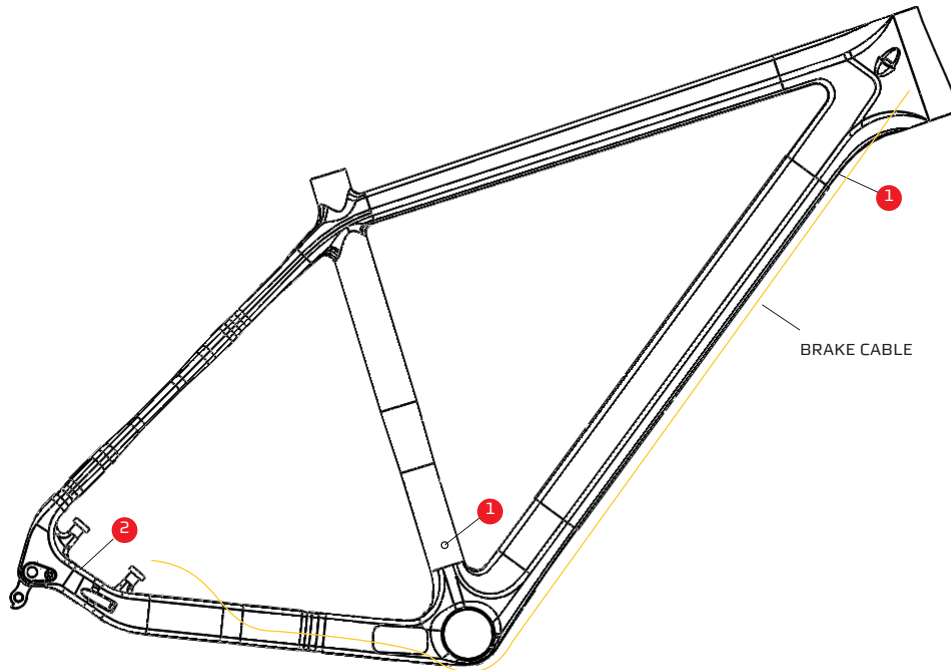
NO.	PART	PART CODE	QUANTITY
1	END CAP, SHIFTER CABLE	CABSTIJAG037	2
2	PLUG, FLAT TOP, CLOSED	FRPGROJAG002	3
3	DIRT PROTECTOR	CABSTIJAG038	1
4	SEALED END CAP	CABSTIJAG038	1

The internal cable routing was specifically designed to improve performance, save weight and get a clean look. By using lightweight internal liners there is no need to run the outer housing inside the frame. People often are surprised to learn that regular cable housing is almost entirely made of steel so this can easily save up to 100g on a complete bike. It's a completely closed system so mud and dirt can't get in. The internal liners also make changing cables very easy without the need for special tools.

In order to further improve performance and durability, we advise to use Jagwire closed cablesystem

Ridley part code: CABSTIJAG037

5.3. ELECTRONIC DRIVETRAIN SHIMANO DI2



NO.	PART	PART CODE	QUANTITY
1	PLUG, FLAT TOP, OPEN	FRPGROJAG003	2
2	PLUG, ROUND TOP, OPEN	FRPGROJAG009	1

The internal cable routing was specifically designed to improve performance, save weight and get a clean look.

The hydraulic rear brake hose runs externally along the downtube, through clip-on style cableguides. This ensures easy maintenance and replacement.

6. PARTS

6.1. FORK

The Ignite CSL27,5 is compatible with both rigid and suspension forks, from various suppliers. The framegeometry is suited for 80mm or 100mm travel forks.

Because the frame has a tapered headtube (1 1/8" to 1 1/2"), we advise to use forks with tapered steerer. This will give best stiffness and steering precision. However, it is possible to use forks with a non-tapered 1 1/8" steerer by using a compatible headset/fork ring.

6.2. HEADSET

45° Oversized angular contact bearing (S.H.I.S. : ZS44/28,6|ZS56/40):

Lower bearing: 1 1/2"

Upper bearing: 1 1/8"

Recommended headset:

RIDLEY PART CODE	TYPE	BRAND
HSEMTBFSA008	NO.57E (ANGULAR CONTACT BEARING)	FSA

Additional fork ring when using forks with non-tapered 1 1/8" steerer

Ridley part code: HSPCUPFSA012

6.3. SEAT POST

The Ignite CSL27,5 frames uses a standard 31,6mm seatpost. We advise to use a seatpost with sufficient length (400mm) in order to reach the desired saddle height. Always refer to the minimum seatpost insertion marks on the seatpost.

Seatpost clamp is 36,6mm

Ridley part code: SPCSNG4ZA013

6.4. BOTTOM BRACKET

The bottom bracket is designed for press fit BB30 cups with a diameter of 46 mm and width of 73 mm.

6.5. BRAKES

The Ignite CSL27,5 frame is only compatible with disc brakes. There are no rim brake posts. The rear brake caliper is attached to the frame on the left chainstay/drop-out. It uses the postmount standard and has a minimum rotor size of 160mm.

6.6. DERAILLEURS

6.6.1. FRONT

The Ignite CSL27,5 frame is compatible with High Clamp / Down Swing front derailleurs with 34,9mm clamp.

Cable routing is bottom pull so please use bottom pull or dual pull front derailleurs only.

6.6.2. REAR

The ignite CSL27,5 frame is compatible with standard mount rear derailleurs.

6.7. DROP OUTS

The Ignite CSL27,5 frame is equipped with a replaceable rear derailleur hanger, to protect the frame from incidental damage. Ridley Article code: HAAMTBRID013

The frame features a 142x12 thru-axle system and comes with a specific quick release (M12x1.5 thread/167mm axle length). Ridley Article code: QRET1242A001

7. WHEELS AND TIRES

7.1. FRAME

The frame is developed for 27,5" mountain bike wheels with a 142x12 thru-axle system.

7.2. TIRES

The Ignite C27,5 frame features sufficient clearance for tires up to size 27,5 x 2.4. Big volume tires have low rolling resistance, more grip and better comfort, all resulting in a better ride.

8. WARRANTY INFORMATION

8.1 MAXIMUM RIDER WEIGHT

The maximum advised rider weight is 95 kg.

#BeTOUGH