



SHARE YOUR RIDE

#BUILTFORGLORY



ARENA

FRAME PASSPORT

TYPE: 7DB

LAST UPDATE: 21/08/2015

INDEX

0.	UPDATES.....	3
1.	GENERAL	3
1.1.	DESCRIPTION.....	3
1.2.	PART CODES	3
2.	MATERIAL.....	3
3.	WEIGHT	3
3.1.	FRAME.....	3
3.2.	FORK.....	3
4.	GEOMETRY	4
5.	PARTS.....	4
5.1.	FORK.....	4
5.1.1.	MATERIAL.....	4
5.1.2.	DIMENSIONS	4
5.1.3.	WHEELS	4
5.1.4.	PART CODES	5
5.2.	HEADSET.....	5
5.3.	SEAT POST	5
5.3.1.	CUTTING THE SEAT POST	5
5.3.2.	SPACERS	5
5.3.2.	SADDLE CLAMPS	6
5.4.	BOTTOM BRACKET.....	7
5.5.	DROP OUTS	7
5.8.	WHEELS.....	7
5.8.1.	CLEARANCE	7
6.	WARRANTY INFORMATION.....	7
6.1.	MAXIMUM RIDER WEIGHT.....	7

0. UPDATES

The development of frames, forks and components is a continuous running process. Therefore we strongly advise before reading this information sheet check our website for new updates.

1. GENERAL

1.1. DESCRIPTION

Track racing just got faster with the introduction of the Arena. Featuring Ridley FAST-concept technology, the Arena is the ultimate in track aerodynamics.

1.2. PART CODES

All the Arena frames have a particular part code composed by the letters “FRAARERID...”, added by 3 numbers. The three numbers change depending on the design and size of the frame. Due to the big amount of frames we don't list all the numbers but you can contact your local dealer for more information if needed.

2. MATERIAL

Used frame materials:

- 40 ton High Modulus Carbon
- 30 ton High Modulus Carbon
- 24 ton High Modulus Carbon
- Stainless steel (drop out protection plates)

3. WEIGHT

3.1. FRAME

SIZE	WEIGHT (*)
XS	1640 GRAMS
S	1660 GRAMS
M	1680 GRAMS
L	1720 GRAMS
XL	1780 GRAMS

(*) Weight of painted frame, real weight may differ from the weight mentioned above by $\pm 10\%$.

3.2. FORK

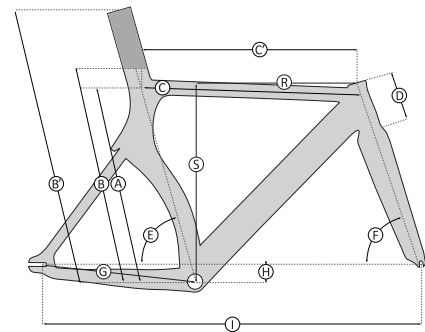
The weight of the 4ZA F-Splitfork Track is around 580 g (*)

(*) Weight of painted fork, real weight may differ from the weight mentioned above by $\pm 10\%$.

4. GEOMETRY

SIZE	A	B' / B	C'	D	E	F	G	H	I	J*	S	R
XS	513/445	720/490	515	100	75,5	73,5	380	45	928	775	482	390
S	513/465	740/510	530	100	75	74	380	45	934	775	484	400
M	510/485	760/530	550	120	74,5	74	380	45	950	785	503	411
L	510/505	780/550	570	120	74,5	74	380	45	970	785	503	430
XL	505/525	800/570	590	140	75	74	380	45	995	805	522	450

(*) J: Stand over height



5. PARTS

5.1. FORK

The fork is developed for 700C race wheels with a build in width of 100 mm and a quick release system with a maximum diameter of 9 mm.

5.1.1. MATERIAL

- Fork legs: Carbon
- Steerer tube: carbon

5.1.2. DIMENSIONS

- Steerer tube length: 300 mm
- Headset: 1 1/8" upper ring – 1 1/8" lower ring
- Fork rake: 30 mm
- OLD (OverLock nut Distance): 100 mm

5.1.3. WHEELS

The fork is developed for 700C wheels with a build in width of 100 mm and an outer dimension of 114 mm. The hub axle of the wheel has to be M9 threaded and has to be fixed with M9 nuts. The minimum length for the hub axle depends on the thickness of the nuts but we recommend a minimum axle length of at least 145 mm.

Fork - wheel clearance

The 4ZA F-Splitfork Track can accommodate wheels with a maximum rim width of 26 mm.

Fork - tire clearance

The maximum recommended tire width is 25 mm.

5.1.4. PART CODES

All the 4ZA F-Splitfork Track forks have a particular part code composed by the letters “FORRFL4ZA...”, added by 3 numbers. The three numbers, depending on the design. Due to the big amount of forks we don’t list all the numbers but you can contact your local dealer for more information if needed.

5.2. HEADSET

45° Oversized angular contact bearing (S.H.I.S.: IS42/28,6|IS52/40):

- Lower bearing: 1 1/2”
- Upper bearing: 1 1/8”

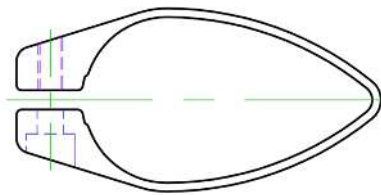
Recommended headsets:

RIDLEY PART CODE	TYPE	BRAND
HSERACFSA004	NO.42/ACB	FSA
HSERACFSA005	NO.42/CFST/ACB	FSA

5.3. SEAT POST

5.3.1. CUTTING THE SEAT POST

Cut the integrated seat post at a desired length with the help of a standard metal saw and the Ridley cutting guide (Part code: SPCDEA4ZA007). Use a Ridley aero saddle clamp to fit the integrated seat post.

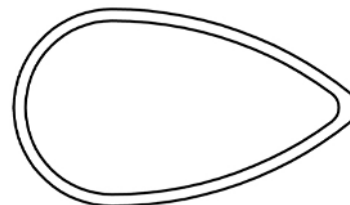


! KEEP IN MIND THE MAXIMUM CUT OFF LENGTH OF 70 MM.

5.3.2. SPACERS

The bottom of the saddle clamp has to be supported. If the saddle clamp doesn’t touch the top of the seat tube it’s necessary to fill up the gap between seat tube and saddle clamp with spacers. Below you can find a list with all the available spacers.

PART CODE	DESCRIPTION	THICKNESS
SPCDEA4ZA002	ALLOY SPACER	10 MM
SPCDEA4ZA003	ALLOY SPACER	1 MM
SPCDEA4ZA004	ALLOY SPACER	3 MM
SPCDEA4ZA005	ALLOY SPACER	5 MM
SPCDEA4ZA006	ALLOY SPACER	8 MM



!KEEPINMINDTHAT THEREISAMAXIMUMAMOUNTOF SPACERS.THEMINIMUMINSERTLINEONTHE SADDLECLAMP HASTO BEBELOWTHE TOP OF THE SEAT TUBE.


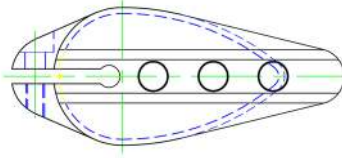
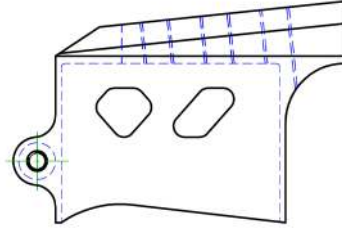
5.3.2. SADDLE CLAMPS

Below you can find a list with all the available Arena saddle clamps, followed by a drawing and detailed information of each clamp.

PART CODE	DESCRIPTION
SPCDEA4ZA008	SADDLE CLAMP RACE, BLACK
SPCDEA4ZA012	SADDLE CLAMP RACE, BLACK, EXTRA HIGH
SPCDEA4ZA013	SADDLE CLAMP RACE, WHITE
SPCDEA4ZA016	SADDLE CLAMP RACE, WHITE, EXTRA HIGH


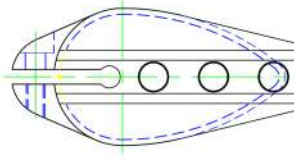
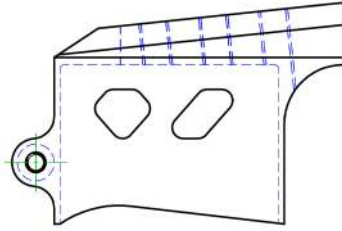
SPCDEA4ZA008 (Black) & SPCDEA4ZA013 (White): Saddle Clamp Race

AVAILABLE COLOR OPTIONS	BLACK & WHITE
MAXIMUM SPACER HEIGHT ⁽¹⁾	20 MM

SPCDEA4ZA012 & SPCDEA4ZA016: Saddle Clamp Race, Extra High

AVAILABLE COLOR OPTIONS	BLACK & WHITE
MAXIMUM SPACER HEIGHT ⁽¹⁾	40 MM

(1) The maximum allowed spacers height between the integrated seat post and the saddle clamp. This is just a reference value, never use more spacers than mentioned by the mark on the saddle clamp.

5.4. BOTTOM BRACKET

The bottom bracket is BSA threaded and has a width of 68 mm to fit standard BSA68 cups.

5.5. DROP OUTS

The metal drop outs have stainless steel protection plates (Part Code: DPLARERID001) for extra protection. One set DPLARERID001 is used for each drop out.

5.8. WHEELS

The fork is developed for 700C wheels with a build in width of 120 mm and an outer dimension of 144 mm. The hub axle of the wheel has to be M10 threaded and has to be fixed with M10 nuts. The minimum length for the hub axle depends on the thickness of the nuts but we recommend a minimum axle length of at least 170 mm.

5.8.1. CLEARANCE

- Frame - wheel clearance
The frame can accommodate wheels with a maximum rim width of 28 mm.

- Frame - tire clearance
The maximum recommended tire width is 25 mm.

6. WARRANTY INFORMATION

6.1. MAXIMUM RIDER WEIGHT

The maximum advised rider weight is 95 kg.

#BUILTFORGLORY